HOUSE & HOME

Central Jersey

Your #1 Resource and Design Magazine

Volume 20, Issue 10

Your Personal Escape

A bathroom remodel provides the calm you need

Visit housemagazine.com for a free estimate from a local home improvement pro! Look for this button:

Free Estimate Click Here

ASK THE EXPERT

ROCK BOTTOM LANDSCAPING & FENCING

How a well-planned landscape can increase a home's value page 23

GETTING AN UPGRADE

Modern pool features to make your staycation even better

STONETECH FABRICATION

31st Anniversary!

WE HAVE THE AREA'S LARGEST INVENTORY OF GRANITE. OUR EXPERIENCED STAFF AND CRAFTSMEN HAVE BEEN HELPING LOCAL RESIDENTS AND CONTRACTORS WITH CUSTOM GRANITE AND MARBLE COUNTERTOPS FOR OVER 30 YEARS.

SPRING COUNTERTOP SALE

$1499 FULLY INSTALLED up to 40 sq ft on any promotional granite or quartz

Precision Fabrication of:

Granite Countertops • Marble Countertops • Quartz Countertops • Natural Stones

Over 600 colors and 12,000 slabs in stock. Only produce on state-of-the-art CNC machinery
All inventory imported directly from overseas

Stone Tech
930 New York Avenue
Trenton, NJ 08638

Hours
Monday - Friday 8:00 A.M. - 6:00 P.M.
Saturday 9:00 A.M. - 3:00 P.M.
Sunday 10:00 A.M. - 3:00 P.M.

(609) 984-8818 • stonetechmarble.com

*Conditions apply.

Authorized dealer of: SILESTONE CAMBRIA caesarstone

BEST of HOUSE & HOME 2019

TrexPRO® PLATINUM

NJHIC# 13VH00371800

VISIT OUR SHOWROOM

8 Route 31, Flemington, NJ

908-713-1000

www.mydeck.com

COMPLETE HOME REMODELING

WITH OVER 35 YEARS REMODELING EXPERIENCE

AMERICAN HOME REMODELING

KITCHENS | BATHROOMS | BASEMENTS
ADDITIONS | ROOFING | SIDING | DECKS & MORE

833.480.0755

AMERICANHOMEREMODELING.COM

NJ HIC#13VH01504400
NY/NJ/CT Licensed and Insured

SUMMER FUN

Worth The Trip From Anywhere!

Guaranteed Lowest Prices
20% - 50% OFF

BEACHES CLOSED
Turn Your Backyard Into Paradise!

Patio Furniture

PRESENT THIS AD FOR
ADDITIONAL
10% OFF*
PATIO FURNITURE
*All Grills Are Excluded.
Ends 7/31/20



Family Living

Grills

WEBER GRILLS

		REG $	SALE $
55020001	Q2400 Electric	$369.99	$319.00
54060001	Q2200 LP	$319.99	$269.00
44010001	Spirit II E-210	$479.99	$379.00
46110001	Spirit E-210	$529.99	$429.00
45010001	Spirit II E-310	$579.99	$479.00
46510001	Spirit E-310	$629.99	$529.00
46502001	Spirit S-315	$699.99	$599.00
46802101	Spirit SP-335	$849.99	$699.00
61015001	Genesis II E-315	$999.99	$799.00
61001001	Genesis II S-310	$1,049.99	$899.00
61016201	Genesis II SE-335	$1,199.99	$999.00
61006001	Genesis II S-335	$1,199.99	$1,049.00
62006001	Genesis II S-435	$1,459.99	$1,249.00
7170001	Summit S-470	$2,399.99	$2,099.00
7370001	Summit S-670	$3,199.99	$2,749.00
23510001	SmokeFire EX6	$1,399.99	$1,199.00

NG Available at Additional Charge

Above Ground Pools

UP TO **50%** OFF
RENAISSANCE

52" Pool

	REGULAR	SALE
12'	$1895	$948
15'	$2295	$1148
18'	$2895	$1448
21'	$3495	$1748
24'	$3995	$1998
27'	$4595	$2298

52" Oval Pool

	REGULAR	SALE
12'x17'	$4795	$2398
12'x24'	$4995	$2448
15'x24'	$5495	$2748
15'x30'	$5995	$2948
18'x33'	$6495	$3298

Pelican

5 Miles West of Somerville

Route 22 • Whitehouse
For GPS Enter Somerville, NJ 08876
908-534-2534
Discount Coupons at: PelicanShops.com

20% OFF ALL INTEX POOLS
Huge Selection of Pools, Filters, Ladders & Parts



SWIM-MOR POOLS & SPAS

Family owned & operated for over 50 years.

Jump into SUMMER SAVINGS!

NOW IS THE TIME TO BUY!

Deals and discounts will never be better for new construction and renovation projects. We are still working a full construction schedule. Act fast to swim by summer!











CALL (800) 794-6667

FOR OUR BEST PRICING EVER

Plan Your Backyard Paradise

In-House New Pool Design, Construction & Service

Complete Pool Renovations and Modernizations

CELEBRATING 50 YEARS 1967 2017 FAMILY OWNED & OPERATED

BEST of HOUSE & HOME 2019

★Lifetime Structural Warrenty★

SINCE 1967

NJ HIC REG# 13VH0015000 • SWIM-MOR POOLS & SPAS IS THE LEGAL TRADE NAME OF BONETTI ENTERPRISES, INC

★ SEE POOL CONTRACT FOR DETAILS ★

Mt. Ephraim, NJ | Northfield, NJ | Millstone Twp, NJ

View more amazing pool designs and options at: swimmor.com

LEGENDS
HOME IMPROVEMENTS, LLC.
732.955.6321
www.LegendsBuilt.com
NJ HIC 13VH07609600

Building Custom Decks for Over 40 Years

- Outdoor Kitchens & Fireplaces
- Screen Rooms & Porches
- Patio Roofing

9 NADRA NATIONAL DECK AWARDS
NADRA

contents

10 A Modern Touch
Homeowners with older pools are updating them with amenities like sun shelves, water features and slides

16 The Perfect Remodel
Turn your bathroom into the ideal place for relaxation and an escape from the stressors of everyday life

23 Ask the Expert
Rock Bottom Landscaping & Fencing

25 Spring Showcase Special Advertising Section

28 Define your Space
From natural stone to a wide variety of pavers, experts discuss the endless hardscape design options to make your outdoor oasis a reality



On the cover:
Now more than ever, people need a sanctuary in their home. Bathrooms provide a private and calm space to regroup from the daily challenges of life, and with the help of professional remodelers, it can look and feel like a spa. Turn to page 16 for their recommendations.

Call Today for a Free Estimate! 855.624.6655

Magnolia™
HOME REMODELING GROUP

ROOFING | SIDING | WINDOWS
KITCHENS | BATHROOMS | BASEMENTS
MASONRY | DECKS | PORCHES

Low Monthly Payment Plans
WINDOWS $209
KITCHENS $289
ROOFING $249
BATHROOMS $199
BASEMENTS $295
SIDING $289
DECKS/PATIOS $139
PORCHES/STEPS $105

0% Plans Available!
Estimated monthly payments. Rates & payments based on credit approval.

Interior & Exterior Remodeling | Family Owned & Operated

100% FINANCING AVAILABLE | 30+ YEARS EXPERIENCE

MagnoliaHomeRemodeling.com

NJDCA 13VH07755300

CUSTOM CABINETRY FOR DISCRIMINATING HOMEOWNERS

Crafting Exceptional Kitchens and Baths
Throughout the Delaware Valley and New Jersey
Since 1956

Beco INC.

Medallion® CABINETRY

BBB ACCREDITED BUSINESS

Unmatched 5-year warranty on our carpentry
222 E. Bridge Street • Morrisville, PA
(215) 295-7123
www.beco-designs.com
Lic #PA024082 | NJ Lic #13VH01312200

BEST of HOUSE & HOME 2018

BEST of HOUSE & HOME 2019

HOUSE & HOME

YOUR #1 RESOURCE AND DESIGN MAGAZINE SINCE 1999

housemagazine.com

PUBLISHER
Edward P. McCartney

EDITOR
Peter Proko

EXECUTIVE EDITOR
Liz Hunter

ASSISTANT EDITORS
Matt Cosentino, Sydney Kerelo, Julie Shannon

CREATIVE DIRECTOR
Hank Alspach

PRODUCTION MANAGER
Brian Mikulski

DESIGNERS
Abby Lurty, Rachel MacCord, Dori Shields, Lisa Zollinger

ACCOUNTING DIRECTOR
Darlene Versak

SALES DIRECTOR
Lindsay Gonzalez

SALES MANAGER
Jim Romano

NEW BUSINESS DEVELOPER
Chuck McKane

MARKETING CONSULTANTS
Rochelle Dodge, Frank Liantonio, Rommel Magana,
Susie Smith, Laramie Traina, Amy B. Weiss

ACCOUNTANT
Max Haggerty

DIGITAL MEDIA DIRECTOR
Leigh Stuart

PUBLISHER EMERITUS
Bob Doran

EXECUTIVE PARTNERS
Gerry Haggerty, Edward P. McCartney

HOUSE & HOME

HOUSE & HOME Magazine, LLC, dba *HOUSE & HOME ("H&H"). H&H* reserves the right to determine the suitability of all materials submitted for publication and to edit all submitted materials for clarity and space. *H&H* is not responsible for loss, damage or any other injury to unsolicited manuscripts, unsolicited artwork or any other unsolicited materials. Furthermore, *H&H* will assume that unsolicited photographs, as well as ad photographs, are being submitted for possible publication and should they be published, no fee is due the photographer or model unless otherwise agreed upon in advance in writing.

HOUSE & HOME is a news magazine with emphasis on home repair and remodeling. *H&H* does not knowingly accept false or misleading advertising or editorial content, nor does *H&H* or its staff, editors or writers assume responsibility should such advertising or editorial content appear in any publications. Readers are encouraged to notify H&H if they suspect false or misleading advertising.

Before attempting any renovation or repair project mentioned in *H&H,* readers are advised to consult with professional home repair and renovation specialists for assistance, and to take any and all appropriate safety precautions.

HOUSE & HOME has not independently tested any products or services advertised herein and has verified no claims made by its advertisers regarding those services or products. *HOUSE & HOME.* makes no warranties or representations and assumes no liability for any claims regarding those services or products or claims made by advertisers regarding such products or services. Readers are advised to consult with the advertiser and/or other home repair and renovation professionals regarding any such claims and regarding the suitability of an advertiser's products.

No reproduction of printed materials is permitted without the consent of the publisher of *HOUSE & HOME.* Copyright 2012 by *HOUSE & HOME.* Magazine, LLC, all rights reserved. Subscription available for home delivery at our website, www.HouseMagazine.com, at a cost of $19.95 per year.

National Sales Office:
HOUSE & HOME Magazine, LLC
700 E. Main St.
Norristown, PA 19401
Phone: 610-272-3120 x304 Fax: 610-272-2805
Email: info@housemagazine.com

Regional Editions:
Bucks County *HOUSE & HOME* – **PA**
Central Jersey *HOUSE & HOME* – **NJ**
Delaware *HOUSE & HOME* – **DE**
DelChester/Main Line West *HOUSE & HOME* – **PA**
Montco/Main Line East *HOUSE & HOME* – **PA**
Northern Jersey *HOUSE & HOME* – **NJ**
South Jersey *HOUSE & HOME* – **NJ**

Visit www.HouseMagazine.com to view digital versions of each of the above editions.

Find us on Facebook
www.snipr.com/househome

Follow us on twitter
www.twitter.com/housemagazine

NKBA The Kitchen & Bath Professionals

HBA

ASID American Society of Interior Designers INDUSTRY PARTNER

NARI MEMBER

AAF

Get the free mobile app at
http://gettag.mobi

Under these circumstances, having a pool to splash around in is even more meaningful than ever.

A MODERN TOUCH

Homeowners with older pools are updating them with amenities like **sun shelves, water features and slides.**

Image courtesy of CLC Landscape Design

BY MATT COSENTINO

It is quite understandable for homeowners to have envy for neighbors with stunning pools in their backyard, even during normal times. But with the COVID-19 pandemic severely limiting entertainment options these days, the jealousy factor will surely be multiplied this spring and summer.

Vacations have been put on hold if not completely canceled, certain parks and community pools are off limits for now and walks around the block count as a special treat. Under these circumstances, having a pool to splash around in is even more meaningful than ever.

"[Some] beaches are closed—who knows when they're going to open up again—and when they do, people might not want to be next to each other," says Dominic DiCesare, general manager at Blue Haven Pools & Spas by Calvitti. "Everybody's life has changed and things are starting to go back to how they were 50 or 60 years ago. People are not running around; they're not doing travel sports [with their kids]. I think people are going to just hang out at their house."

With that being the case, now might be the perfect opportunity for those with an existing pool to do an update and bring it into the modern era. Amenities like water features, sun shelves and spas can all be added to make it even more enticing.

We spoke to several of the experts to learn more about the popular add-ons their customers are looking for and how feasible these projects are.

Making a splash

Homeowners who had pools installed 10 to 15 years ago may not have included the bells and whistles that are common with today's

Choosing the Right Fence to Surround your Pool

When installing a pool, it's always fun to think about design elements like sun shelves or slides. But an important feature that should not be overlooked is the fence that must surround the pool or yard by law. There are several different styles to choose from and certain requirements that must be met.

"It varies by state and there are a few that are more strict than others," says Kelsey Gilinger of Montco Fence & Superior Structure. "For the most part, it really depends on the style of the fence. A lot of customers think it's just the height that matters, but different styles have different features both horizontally and vertically, so each style has its own code."

Mark Patrick of FenceUSA explains that many local municipalities adopt the national pool codes set forth by Building Officials and Code Administrators, or BOCA.

"Gates need to swing out away from the pool area; the latch has to be 54 inches above grade, or ground level; and the fence has to be at least 4 feet high," he says. "The interesting thing is, there are rail and picket space requirements too. You can have a 100-foot high fence and it wouldn't necessarily pass

pool code if it's climbable. It depends on how far apart the horizontal rails are."

Both Gilinger and Patrick estimate that about half of their customers choose to fence in just the pool area, and the other half put the fence around the entire backyard.

"It really just depends on the money they want to spend, the layout of the house—if they have enough room to just enclose the pool—and if they have dogs or babies," Gilinger says.

That decision will also impact the type of fence the client chooses.

"If you're just doing it around the pool, you're probably going to order an ornamental aluminum fence or a spaced vinyl fence that you can see through. You're not going to want to put up a wall around the pool," Patrick says. "Others who get a pool want to put a fence around the whole yard because they want some privacy from their neighbors. People are going to be walking around in bathing suits and they might not want people watching them. So they would get a privacy vinyl fence or a privacy wood fence."

A MODERN TOUCH

pools. For that reason, many companies have seen an uptick in renovations in which these amenities can bring an extra wow factor to the backyard.

"The last couple of years that is growing in popularity," says Mike McCool, general manager of Swim-Mor Pools & Spas. "Rather than just doing the straight coping/tile/plaster renovation, people are adding sun shelves, spas and raised wall water features with sheer descents. They're modernizing their pools to incorporate everything the new pools that are being built now have. All of the stuff that can be done to a new pool can be done to an existing pool."

Along with raised walls with sheer descents, other trendy water features include deck jets, fountains, cascades and waterfalls. These come at different price points to fit most budgets.

"The biggest add-on that we do is water features," says Rich Cording Sr., the founder of CLC Landscape Design. "People like to add waterfalls to an existing pool to jazz it up. We do all kinds of waterfalls, from very naturalistic to very formal."

McCool adds that while some water features, like a raised wall, are rather straightforward, others can get pretty complex.

"Waterfalls can be added, but you still have to get a plumbing line to it, which is usually the trickiest part because the backyards are already finished," he says. "They've built the patios and they've built the walkways and they may already have a fire pit area, and you have to get a pipe from the equipment to wherever the waterfall is. Sometimes it's undoable."

Plumbing also becomes a concern when adding a slide to an existing pool.

"You have to cut up the concrete walkway where you're going to place the slide. You need about 13 feet in length on the walkway and you have to anchor it down," says Derek Blasker, vice president of operations at Pool Designs Inc. "You also need a water line, because in the middle of the summer when it's boiling hot outside, you don't want to go down a plastic slide without water—it will burn your legs. But a slide is certainly a good option."

"A sliding board as part of a waterfall package is doable," DiCesare adds. "It's easier on a concrete pool; that structure on a fiberglass pool or a vinyl liner pool is going to compromise those types of pools. In a concrete pool you can add that stuff fairly easily."

Sun shelves—an area to lounge inside the pool or let young children play—have almost become must-haves in recent years. Those renovating an older pool often request sun shelves, although this kind of project does come with challenges.

"A sun shelf can be added after the pool is already in, but it's way pricier to do it after than it is while you're building it," Cording says. "If you're going to add a sun shelf to a concrete pool, you would have to empty the pool and build up layers of concrete to get to that level and epoxy it on, and then you would replaster and everything. To do it in a vinyl pool, you would have to redo the base underneath and then replace the liner."

Spas are also an expensive addition—almost double what they cost during original installation, according to Blasker. But he is currently adding one to an existing pool for a customer, who is excited to have the new feature.

"If you're going to add a spa, you have two options: you're either going to have a standalone spa or a spill-over spa," he says. "If you're just adding a hot tub that's self-contained, that's easy. You just pour yourself a [concrete] pad, lay it on top and it's all contained inside of itself.

"If you're going to try to incorporate it into your existing pool by making it a water feature that's going to spill over into it, you have to

Image above courtesy of Swim-Mor Pools & Spas

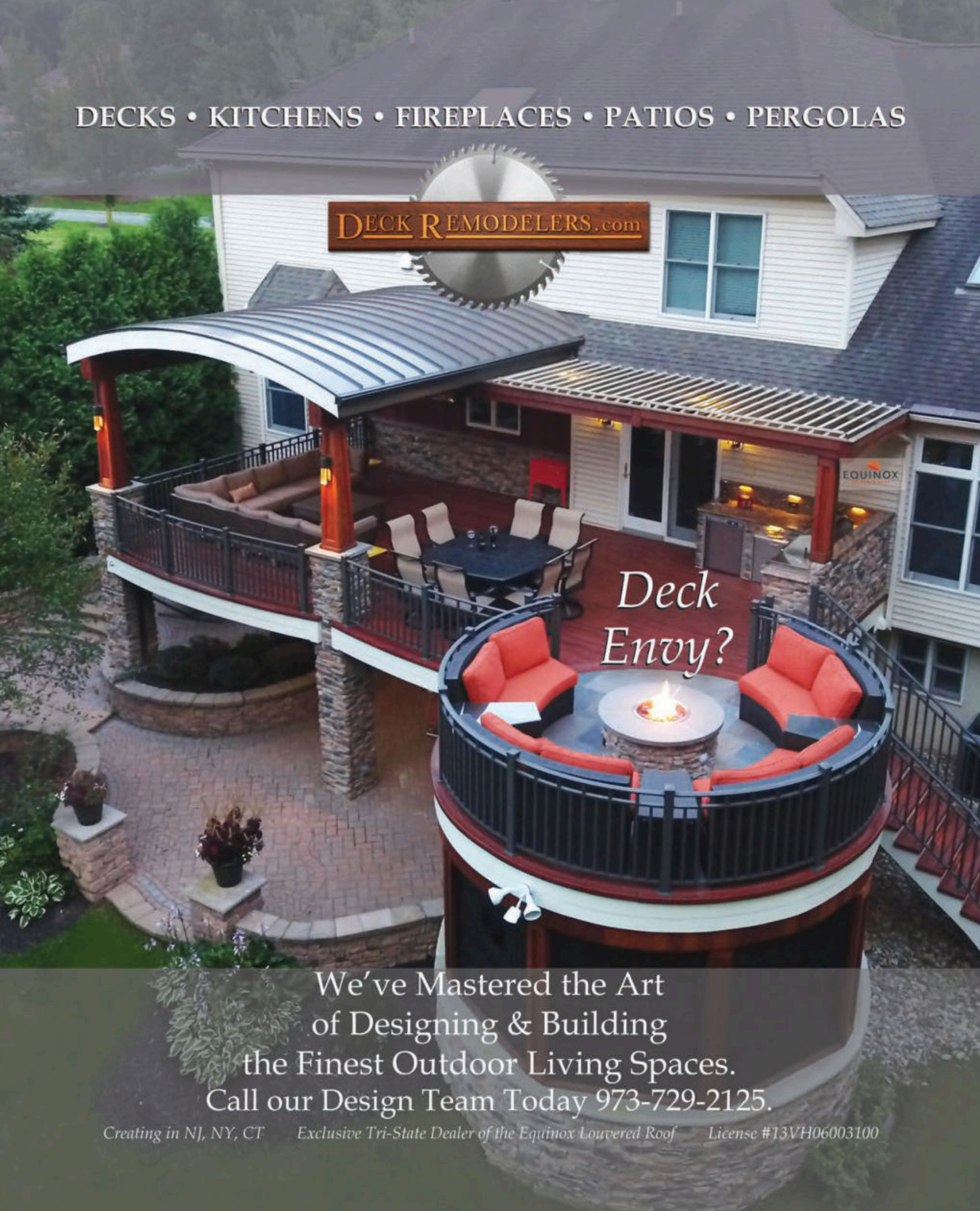
DECKS • KITCHENS • FIREPLACES • PATIOS • PERGOLAS
DECK REMODELERS.com
EQUINOX
Deck Envy?
We've Mastered the Art
of Designing & Building
the Finest Outdoor Living Spaces.
Call our Design Team Today 973-729-2125.
Creating in NJ, NY, CT
Exclusive Tri-State Dealer of the Equinox Louvered Roof
License #13VH06003100

FIBRENEW
Experts in Leather, Plastic & Vinyl Restoration
BEFORE
AFTER
CONVENIENT & FAST
As a MOBILE service, we provide convenient, fast and professional service right at your home or place of business.
COST EFFECTIVE
Restoring your leather, plastic and vinyl products is typically MUCH more cost effective than replacing.
ECO FRIENDLY
Feel good about SAVING our environment by refurbishing damaged furniture, and other leather, plastic and vinyl items rather than throwing out.
OTHER SERVICES INCLUDE:
Residential, medical, restaurant, commercial furniture repair, auto, boats, aviation and RV interior restoration as well as Vinyl siding and PVC window casing repair.
(908) 797-5420
www.fibrenew.com/wcj

Bring Your Vision To Life
Call Today
ROCK BOTTOM LANDSCAPING & FENCING
732-873-6780
Rock Bottom Landscaping & Fencing is a reliable and reputable landscape design and installation company serving Central New Jersey for over 30 years. We take the worry and stress out of creating the outdoor living area of your dreams. Allow us to create an attractive, well-designed landscape to complement your lifestyle adding beauty and value to your home.
Weekly Lawn Cutting • Hardscapes • Landscape Design & Service • Lighting
Outdoor Kitchens • Poolscapes • Retaining Walls • Asphalt Paving
Fencing • Mailbox Posts • Snow Removal • Patios & Walkways
BEST of HOUSE & HOME 2019
Call today for a no-obligation, in-home consultation and estimate.
www.rockbottomlandscaping.net
LANDSCAPE ARCHITECT ON STAFF • LICENSED CONTRACTOR
ICPI CERTIFIED CONCRETE PAVER INSTALLER
License # 13VH04549200

A MODERN TOUCH

crack up all of the concrete where you're going to put the spa, and then you have to trail a line all the way back to the pool equipment so you can get a return to fill up the spa. You also have to replumb the area with a new valve and cut all the lines, and sometimes that's not too easy to do."

Simple ways to add pizzazz

If the cost and construction process of sun shelves or spas sound like too much of a stretch, there are other ways for homeowners to update their pools.

"To give the pool a little more of a wow factor, you can switch out the standard lighting with LED lighting that has built-in light shows. That is a quick, inexpensive addition," DiCesare says. "Obviously, the saltwater systems are very popular now, but we also do a lot of UV Ozone systems to treat the water. There is no chance of anything growing in the water at that point because that's how bottled water is purified. … These are fairly inexpensive upgrades to most pools."

Blasker also recommends LED lighting and suggests another cost-effective element for an aging pool.

"If you have an old fiberglass pool that is looking a little faded on the top above the water line, you can add a nice, 6-inch tile perimeter all the way around," he says. "That will spice it up a lot by giving it a nice pop of color, and it's an easy, one-day job. You drain a little bit of water, maybe two inches, put silicone on some tile and you have a brand-new looking feature on your pool."

Entertainment options for the kids can be found in today's marketplace as well.

"Not many people are adding diving boards anymore, but dive rocks are very popular," Cording says. "That's something we get called about often. They're usually about 18 inches high and people can jump off them into the pool."

"S.R. Smith came out with a slide this year that folds up and comes with its own [dolly]," Blasker adds. "You just wheel it out when you want to use it and hook up a garden hose to it. You don't have to cut up your concrete or run a water line to it. If you have small kids, it's a good slide."

No matter what amenities a homeowner is looking to add, the professionals encourage them to call their pool companies early to get on the schedule. While new construction projects may be up in the air due to the pandemic, renovations are still moving forward at a quick pace.

"We're getting a lot of calls for renovation work, so people are looking to get their pools updated either with coping and tile, adding new features or adding equipment," DiCesare says. "It should be a fairly busy year for that type of work." H&H

RESOURCES

Blue Haven Pools & Spas by Calvitti
Six offices serving N.J., Pa. and Del.
(800) 219-2141
BlueHaven.com

CLC Landscape Design
Ringwood, N.J.
(973) 839-6026
CLCDesign.com

FenceUSA
Serving all of Pa., Del. and N.J.
(866) 639-7599
FenceUSA.com

Montco Fence & Superior Structures
Limerick, Pa.
(610) 287-7190
MontcoFence.com

Pool Designs Inc.
Serving N.J. and Pa.
(609) 324-9900
PoolDesignsInc.com

Swim-Mor Pools & Spas
Mount Ephraim, Northfield and Millstone, N.J.
(800) 794-6667
SwimMor.com

NJ HIL# 13VH083785
RELIABLE & AFFORDABLE
• Beautifully Designed & Installed Shower Enclosures
• Exercise / Ballet Mirrors
• Custom Fitted Mirrored Walls
• Elegant Glass Table Tops
• Call For FREE Estimate
• We Will Match Any Competitors Written Estimate
www.GlassCastle.com
Glass Castle
Come see us at either of our beautiful showrooms:
843 Route 202 South, Neshanic Station, NJ 08853
1811 Princeton Avenue, Lawrenceville, NJ 08648
Neshanic Station
(908) 751-4481
Lawrenceville
(609) 531-0303
BEST of HOUSE & HOME 2018
BEST of HOUSE & HOME 2019

Stardust Pools & Spas
732-691-4038
Pool Inspections • Pool Renovations • Weekly Service
Free Water Testing • Salt Generators and Heat Pumps
Residential and Commercial • Leak Detection
Liners • Resurfacing • Pools • Coping • Decking • Tiles
Open All Year 7 Days A Week
Call Now For A Free Estimate
Full Retail Store
YOUR POOL WILL BE YOUR SAFE STAY-CATION PLACE FOR YOUR FAMILY THIS SUMMER
Complete Residential and Commercial
Pool Openings from $325
- Call Now for Appointments
747 Route 18 East Brunswick NJ, 08816
www.stardust-pools.com
YES, WE ARE OPEN!
THE POOL EXPERTS
Serving All of New Jersey
FREE DELIVERY OF POOL CHEMICALS OR EQUIPMENT OR CURBSIDE PICKUP! JUST CALL US!
HAYWARD
FIBRE TECH
BBB
15% off OMEGA POOL Chemicals
Save $300 New Liners
Save $175 Dolphin I30 robotic cleaners

THE Perfect Remodel

Turn your bathroom into the ideal place for relaxation and an escape from the stressors of everyday life.

BY SYDNEY KERELO

BATHROOMS ARE THE PERFECT PLACE TO CREATE A SPA-LIKE ENVIRONMENT, WHERE PARENTS AND CHILDREN CAN ESCAPE THE CHALLENGES OF THE OUTSIDE WORLD AND BEGIN TO UNWIND AND RELAX.

As the world turns on its head and social distancing rules are being enforced, people are spending more time in their homes. Children are learning remotely and parents are working from home, changing the dynamic of the house from a place of rest and comfort to a place of stress.

Homeowners are seeking an escape from the daily routine and bathrooms are the perfect place to create a spa-like environment, where parents and children can escape the challenges of the outside world and begin to unwind and relax.

"Everyone seems to want to make their master bathroom a spa-like experience, morning and night," says Sophia Amiano, design consultant/project designer for Amiano & Son Design-Build. "Turning it into a place where they can go, escape from the world for a little bit and feel very relaxed and calm."

Remodeling a bathroom can seem daunting at first, there are many challenges to overcome and numerous options to consider but with the help of a design team, it can feel like a breeze.

House & Home spoke with local experts about the best materials to use in a bathroom remodel, the latest trends, how to gain the most storage space and how to accommodate your budget.

Where to Begin

When beginning a bathroom remodel, the homeowner needs to consider a few things such as what design aspects they are looking for, what is most important to them and how to stay within their budget. Talking with contractors and designers is the best way to make sure to get the most bang for your buck.

"We have a survey that we have our customers complete before we even do any work that talks about their lifestyle," David Cerami, owner of HomeTech Renovations, says. "It talks about projects that they've done in the past that they've experienced and what some of the successes were, some of the things they found to be less than successful. The survey gives me a picture of what they hope to invest into their home."

Not only should the contractor become acquainted with the homeowner's design ideals, but they should consider the budget—how much they are willing to spend and what aspects they want to spend more money on.

"The budget really has to be considered carefully because you don't want to shortchange yourself to save a couple dollars, only to find out that you really should have had it done five years later," says Dan Dilworth, owner of Dilworth's Custom Design. "There are times where you really have to realize that you need to go the extra mile, spend a little bit more than maybe you're comfortable with. Don't hurt yourself but at the same time, you want to spend a little bit more because it will be worth it in the long term."

When it comes to deciding what to spend the most money on and what aspect of the room the homeowner really wants to shine, they need to also consider the cost of the construction project. Spending a little more money on the shower or the vanity can be worth it in the long run but if there is no money saved up for the actual construction then they can be put in a hard situation.

"People tend to misunderstand the construction aspects of doing a bathroom. Unfortunately, plumbers and electricians cost a lot of money," Jere Bradwell, owner of J Bradwells Home Kitchen & Bath Design, says. "You don't realize that when you decide to take a wall down the shower plumbing may have to move to another area. The cost of taking everything out of the bathroom and starting back over is big and at the end, the major cost will not be the tile and the vanity and the lights and the things that you added—it's the construction costs of getting that thing back together."

Lower right image courtesy of HomeTech Renovations

Tile Options

One of the main aspects of a bathroom remodel is deciding on the flooring and shower tile. Recently, more and more homeowners are moving away from using smaller tiles, whose grout joints require more maintenance and cleaning than having a large tile.

"We all know that grout is nobody's best friend and it can be a little bit maintenance-intensive but there are new products like porcelain flooring, products such as Dekton and solid surface materials are being produced so they can be applied in vast applications without grout joints," says Mike Werner, account manager with AAA Hellenic Marble & Tile. "That's probably the most popular thing going on right now."

Porcelain tiles, natural stone and luxury vinyl tile are becoming increasingly popular because homeowners are looking for something modern, durable and waterproof.

"The luxury vinyl tile is a man-made product and it doesn't have to be set down, so the labor on it is a little different," says Julie Broderick, showroom manager and design consultant of Renaissance Tile & Floor. "There is no grout or anything between it so it just kind of clicks together. It's a little softer too than a tile floor."

Although the luxury vinyl tile is easier to assemble, porcelain tile offers durability and it's easy to clean and maintain. It also can give the look of a natural stone at a fraction of the price and can be used to create intricate designs such as herringbone pattern, murals, decorative accents, focal points and solid slab work.

"You can create different effects with the size and the pattern of the tile so for example if you have a long and narrow bathroom, by laying a 24-inch rectangle horizontally you can visually trick your eye into thinking that the room is actually wider than it is," says Werner. "Sometimes too in the smaller space, if you go with a medium-sized tile it actually makes your floor look bigger but there are definitely many different size options to fit certain spaces better."

One special thing that can be added to any tile is heated flooring. On cold winter days, stepping on freezing tile can be quite the wake-up call especially after a hot shower but a heated tile eliminates that.

"We can run a radiant heat floor throughout not only the working floor of the environment as you would walk into the space, but inside the shower," says Cerami. "When you walk in on a cold winter day, you feel the warmth under your feet and into the shower."

A Sleek Spa Look

When it comes to the bathroom, the shower and the tub create the illusion of a spa. Adding a large, open shower or a freestanding tub ensures serenity.

"We did a project where there was no shower glass or walls. We took a cylindrical shower where we removed a tub and we created a cylindrical wall. As the homeowner would walk around the cylindrical wall there would be an opening that would be created within that wall to allow somebody to enter this environment," Cerami says. "There was also a ceiling-mounted rain shower head that was programmable, where the shower was recessed into the ceiling, and all the components and it was basically 24 inches in circumference and you can program the shower head for general rain, hard rain, swirling rain and direct rain."

Having a computerized shower head makes the bathroom more modernized and technologically advanced. Sink faucets can be controlled through motion sensors, bluetooth speakers can be hooked up throughout the bathroom and a heated towel rack can be installed.

"The newest material that's on the market from a shower door perspective is coatings on the clear glass to protect it," says Scott Kingsland, owner of Glass Castle. "There are coatings to help keep it clean longer, and coatings to help hard-water stains."

A lot of older homes have acquired frameless shower doors to make the rooms feel larger. They are also incorporated when the ceilings are

Left image courtesy of Amiano & Son Design-Build; right image courtesy of Renaissance Tile & Floor

Deck Guardian

DEDICATED TO EXCELLENCE

Let Us Build You The Deck Of Your Dreams









Fall Sale
$1,000 Off New Decks
$500 Off Resurfacing

Visit us at DeckGuardian.com

CALL TODAY 908-332-8616

13VH08509200

TrexPRO® PLATINUM

Have an old wood deck and thinking of upgrading to composite? We can help!



angled and there is limited space for a shower door.

Older homes usually have a tub as well, something that not many people use nowadays. But, they are aesthetically pleasing and offer a feeling of serenity. Standalone and clawfoot tubs have become more commonly requested, say professionals.

Maximizing Storage

Bathroom storage is one of the first things to run out. There never seems to be enough space for everyone to fit their belongings, especially families, which is why homeowners should consider their options when it comes to finding creative solutions to storage space.

"Some of the features that we put in, especially for a female bathroom, is something that resembles a spice rack, but now it's a pullout tool rack where it can be pulled out and it has a stainless steel can or container in there to keep curling irons and blow dryers," Dilworth says. "And then there are outlets on the inside of the cabinet that technically you can keep them plugged in to make it all user friendly."

But to add more space to the bathroom, homeowners can include freestanding cabinets that are used for more than a decorative purpose.

"You could do a tower in the middle and then one on each end," Bradwell says. "And then, right over each sink area would be open with a mirror which creates frames around each tower."

"We have done cabinets that were floating with drawers with touch latches, so as you open up the cabinet, there is no hardware on any of these vanities. And the top drawer was designed to integrate around the sink plumbing in the sink bowl," adds Cerami. "So we provide some additional storage by engineering the drawers to work around the plumbing infrastructure."

But with every vanity comes a countertop, something that not only appeals to the decor of the room but is also durable and long lasting.

"Granite is not only durable but is still probably one of the most cost-effective options you can do," Werner says. "The engineered quartz is taking off in popularity but you know it can definitely be a little bit more costly and not as durable as the natural stone options are." H&H

RESOURCES

AAA Hellenic Marble
West Chester, Pa.
(610) 344-7700
AAAMarble.com

Amiano & Son Design-Build
Tabernacle, N.J.
(609) 268-5923
AmianoAndSon.com

Dilworth's Custom Design
Phoenixville, Pa.
(610) 917-9119
DilworthsCustomDesign.com

Glass Castle
Serving Neshanic Station and Lawrenceville, N.J.
(609) 531-0303
(908) 751-4481
(908) 428-4244
GlassCastle.com

HomeTech Renovations, Inc.
Spring House, Pa.
(215) 987-4092
HTRenovations.com

J Bradwells Home Kitchen Bath & Design
Lahaska, Pa.
(215) 794-4443
JBradwells.com

Renaissance Tile and Floor
Horsham, Pa.
(215) 574-4848
CeramicTileAndMarble.com

Designing Beautiful Outdoor Environments

K&C

LAND DESIGN AND CONSTRUCTION

Free Design Consultations



DEAL WITH ONE EXPERIENCED COMPANY FOR ALL ASPECTS OF YOUR PROJECT.

BEST of HOUSE & HOME 2019

- Creative and Unique 3-D Design
- Pools
- Waterfalls
- Patios
- Raised Patios
- Cabanas & Pool Houses
- Landscape Planting
- Outdoor Kitchens & Fireplaces
- Lighting
- Fencing
- Driveways
- Custom Masonry Work

kandclanddesign.com • 908.769.7283

ON ANOTHER LEVEL
curved & roofed decks
outdoor fireplaces & kitchens
pergolas & screened porches
Amazing Decks
DECK BUILDERS
Contact us about your vision today!
215.654.1886 | anotheramazingdeck.com

H&H ask the expert

Rock Bottom Landscaping & Fencing

by **Catherine McBride**

EXPERTISE: LANDSCAPE DESIGN

Chris DeMato, owner

The National Association of Landscape Professionals recommends spending 10 to 15 percent of the total value of your home on landscaping. A professional, well-planned landscape can increase the value by as much as 15 to 17 percent, however, a neglected and undervalued landscape can decrease the value of the home by as much as 15 to 20 percent. "Homeowners can certainly relate to their personal home-buying experience and pulling up to that neatly manicured, well-maintained home," says Chris DeMato, owner of Rock Bottom Landscaping & Fencing. "First impressions are very important. How often did you pull up to the home that looked neglected and didn't even want to see the inside?" This month, DeMato spoke with *House & Home* about the landscaping features every homeowner should consider.

How important is plant design in the overall look of a landscape?

A well-planned plant design and strategically placed trees can completely change an environment. For example, on the far corner of a property may be a building, factory or a tower. This can be softened and potentially covered by a grove of trees. Landscaping can also give the illusion of a much larger home which can work in your favor for resale. With the environment today and the active health concerns, plants can also act as repellents to pests that may carry germs and bacteria. Hiring a knowledgeable designer can be essential to the proper placement of plant material. As plants mature you don't want the plants or trees to completely cover your house. The most important thing is that you enhance the nice features on your home.

What hardscaping elements do you recommend?

A brick pathway or walkway can add a tremendous amount of interest and depth to your yard, particularly in the new home developments today where there are usually four or five models and every two or three homes almost look identical. Creating a curved pathway that may split the yard or land in a different area than most of the other homes can really set your home apart and make for a much more inviting entrance, where the basic concrete walkway can be very stark and uninviting.

Brick pavers are great for patios as they do not require a lot of maintenance and most people understand that if you have a deck versus a patio there can and will be a lot of expense down the road in maintenance or potentially replacement when it ages. Patio design is important. As an experienced installer I get great feedback from previous customers. For example, was the fire pit worth the extra money and does the family enjoy it? Or how the built-in grill and extra storage space makes grilling a pleasure versus a task. People also love how brick generally stays cool in the hot sun versus a deck that becomes unbearable.

What curb appeal can masonry and driveway design add?

What a difference two columns can make as you enter your driveway. A nice, unique address plate on one side and maybe a nameplate on the other can really make your home your own. Brick paver driveways, Belgian block borders, brick paver apron or simply a border on both sides with a brick paver can dress up the basic blacktop driveway and again create a much more inviting entrance. How about a low decorative aluminum fence in your front yard with masonry columns to divide the sections? This can take a bland front yard and turn it into an estate right out of a home and garden magazine.

How do you help homeowners decide on the right fence style?

We have come a long way with fencing and fencing styles—wood, decorative aluminum and vinyl. As a landscape designer I think it is important to consider your surroundings when installing a fence. If you have a property with a large yard and beautiful views of natural scenery you may not want to obstruct that view with a solid panel fence, however you may have an unsightly view and a nice decorative solid panel fence could be exactly what you need. I always offer my input on what I think complements the surroundings and the house most.

Why is it important to entrust landscape design and maintenance to a company like yours?

Maintenance is essential in keeping the value of your home at its highest potential, but we recognize not every homeowner wants to worry about those obligations. Our dedicated maintenance professionals can perform these tasks throughout the year—grass cutting, trimming, pruning, spring and fall cleanups—everything needed to keep your yard looking healthy. As the owner, I am personally involved in every project. That's a level of personal attention that you won't find with larger companies, and with over 30 years of experience, we can be your partner in all aspects of landscaping, from design, hardscaping, masonry, fencing, outdoor kitchens and more. H&H

Rock Bottom Landscaping & Fencing

Belle Mead, N.J. | (732) 873-6780
RockBottomLandscaping.net

Imagine.....
BEST of HOUSE & HOME 2019
• Beautiful, versatile, and durable
• Long lasting with low maintenance
• Stamped, stained, colored, and more
• Industry experts in decorative concrete
We are the Tri-State's largest builder of decorative concrete systems, for over 25 years. Residential and Commercial + All Work Fully Warranted
Always hiring qualified and trainable installers!
1.866.956.2818
ARCHITECTURAL ACD CONCRETE DESIGN®
By Christopher McMahon Contracting, Inc.
PA Lic. #PA4722, NJ Lic. #13VH01656500, DE Lic. #2002102708
ACDconcrete.com

Walk Into your Clean, Safe Garage...
Everything in its Place...Finally!
• Many styles and colors
• Fully customizable
• Beautiful custom flooring
• Durable, time-tested, state of the art
Call Us Now &
SAVE up to 15%
GARAGE TEK®
The world's cleanest garage
of North and Central Jersey
732-201-3856
GarageTekNCNJ.net

Best of HOUSE & HOME POOLS AND SPAS

SHOWCASE:

Swim-Mor Pools & Spas

new pools

Put some tropical escape back into your suburban sprawl. This perfect oasis is no mirage but the ideal transformation of your yard to the spot where everyone gathers to enjoy.

renovations

Give your old pool a new look with the latest features, functions and materials. Add the hydrotherapy spa that you always wanted or simply replace the worn plaster, tile and coping, a full range of options is available.

stylish spas

Stun your neighbors and attain a level of sophistication that you have always dreamed of. Your yard is now ready for everything from cocktail parties to barbecues and birthdays.

Swim-Mor Pools & Spas is a family-owned and -operated business started in 1967 that proudly carries on a tradition of quality in our products. We have an experienced staff that utilizes some of the latest technology to bring to you. Visit or contact one of our three convenient locations for a consultation about building your ideal pool.

SWIM-MOR POOLS & SPAS

Swim-Mor Pools & Spas | Mt. Ephraim, NJ I Northfield, NJ I Millstone Twp., NJ | (800) 794-6667 | SwimMor.com

PUT A Klaus ON YOUR House!®

- ROOF REPAIR
- ROOF REPLACEMENT
- GUTTERS & DOWNSPOUTS
- ATTIC INSULATION

Gutter Shutter™ Authorized Dealer

$500 OFF
ANY FULL ROOF REPLACEMENT PROJECT
Restrictions apply. Call for details. Coupons must be presented at time of sale. Cannot be combined with any other offer. Expires 7/31/2020

Contact us for a FREE ESTIMATE
844-932-2313
Q1RoofRepair.com
NJ 13VH00329200

KLAUS ROOFING SYSTEMS by Quality 1st

ALL THINGS BASEMENTY!™

DON'T REPLACE IT- RAISE IT!

Experts In:
- ✓ Dry Basements
- ✓ Healthy Crawl Spaces
- ✓ Foundation Repair
- ✓ Humidity Control
- ✓ Concrete Lifting & Leveling

Quality 1st™ BASEMENT SYSTEMS

FINANCING AVAILABLE!

Contact us for a FREE ESTIMATE!
866-440-8073
NJBasementRepair.com

$400 OFF
A FULL WATERPROOFING, CRAWL SPACE OR FOUNDATION SYSTEM
Cannot be combined with any other offer. Please present at the time of estimate. Cannot be added to an existing estimate. Expires 7/31/2020

NJ 13VH01833300 | NY 1274423

Limited time offer!
5% Discount coupon for any project.
18 Months 0% financing available.

Crown Molding • Wainscot • Archways
Window Molding • Picture Frames
Raised Panels • Fireplace Mantels
Bookcases • Stairs • Iron Balusters
Wood Floors • Interior Painting
And More!

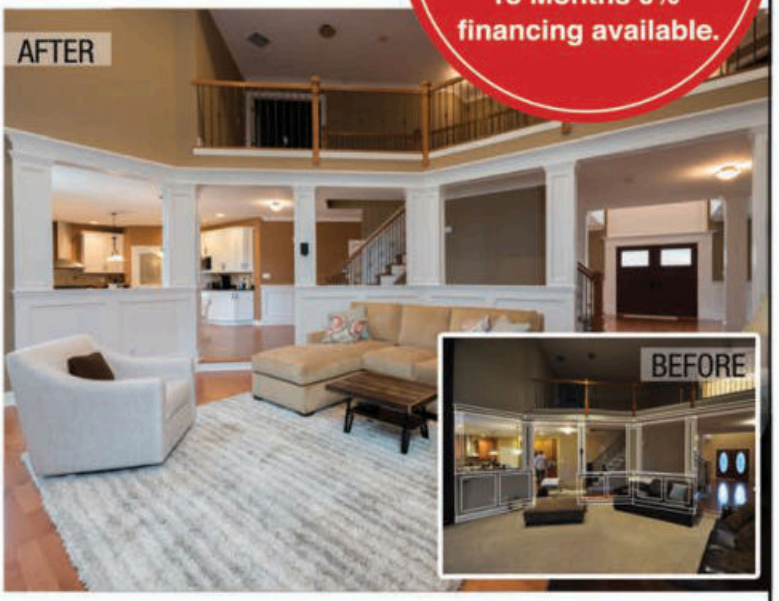



FREE DESIGN CONSULTATION!

Home Trimwork™

Making Your Home "A Model Home"

609.206.8621

www.hometrimwork.com

Financing Available.
No Interest For 18 Months!

#NJ:13VH05107600 PA: 003315 DE: 2006203461

Define YOUR SPACE

From natural stone to a wide variety of pavers, experts discuss the endless hardscape design options to make your outdoor oasis a reality. *by* **Julie Shannon**

Spending time together outside is a common occurrence for families, especially in the warmer weather that we are entering now, but even more so since the COVID-19 pandemic started. With all this time outside, homeowners may be thinking about redoing a walkway or patio, or starting a brand-new project from scratch.

One of the first things to decide on is the hardscape design. From decorative structures such as benches and stones to practical structures such as patios and walkways, there are a wide variety of materials to choose from in many different styles to make your front and/or backyard look like it was taken right out of a magazine.

House & Home spoke with experts who discussed all the materials available, what homeowners should be mindful of before starting a project and other elements to help complete the space.

Jarrod Nyce, owner of Nyce Crete and Landis Block & Concrete, says one of the ways hardscaping can define your space is by creating privacy.

"You can use hardscaping to build up, drop down or even to close off a defined area," Nyce says. "Privacy walls to seating, or knee walls are also ways to define your outdoor living space. Combined with landscaping, you could make your area as private or open as you wish."

Vic Fiore, owner of Magnolia Home Remodeling Group, says in many cases manufacturers can produce a retaining wall that can coordinate with other hardscape areas of the project.

When it comes to other areas, such as patios, walkways and driveways, Fiore says his clients are choosing pavers for the cost and functionality.

"The technology and design of these paver products can give you a look similar to natural stone," he says. "Sometimes it's a lot more functional. Pavers from 20 years ago were very basic, and today

Upper photograph courtesy of Keystone Decorative Concrete; Lower photograph courtesy of Magnolia Home Remodeling Group

they have a wide range of colors, textures and sizes. Years ago you might have been limited to a few basic sizes, only 6 by 6 or 6 by 9, but now there are large slabs. There are some very interesting shapes and a lot of natural-looking textures, so it's a very durable, long-lasting product, with little or no maintenance and it's fairly easy to install for most contractors—especially in the Northeast. It's a more forgiving install with different stages of climate, temperature and other related factors."

In addition to these benefits, Fiore notes the wide variety of colors pavers offer. "The colors are unbelievable and the design possibilities are endless. You could do multiple borders, use different shapes and sizes and blend them together," he says.

John Fossett, project manager with Turpin Landscaping Design/Build, says more of his clients are going with Pennsylvania bluestone, either in a pattern or irregular style.

"There are a few different kinds," he says. "There are a lot of brown colors throughout Pennsylvania bluestone and some blue. With the full color there's more of a mix of blues, grays and earth tones; sometimes even brown or rust. That is a pretty common stone we use."

Fossett says bluestone is natural-looking stone and is very durable, which is important for its longevity. "[Bluestone] is quarried right out the earth, so it's not going anywhere," he says.

Whether the homeowner is looking for a more traditional, rustic or modern look, there are materials that suit everyone's style and taste.

"We carry two different styles across most of the lines, pavers and retaining walls," Nyce says. "Renaissance, which is more rustic, and kingscourt/splitface, which is more traditional. The more modern look is large format, which means they are larger than normal pavers and cover more area. They come in many different patterns from wood planks to large garden steps."

Materials such as river stones, crushed stone and mulch can frame areas to give a decorative, completed look.

"We have also done a combination of flagstone and gravel," Fossett says. "We can do large spaces in the irregular flagstone patios, and have large joints where we put river rock and basically we glue the mix in the river rock called Gravel-Lok, so you can have decorative gravel on the patio."



Photograph courtesy of Turpin Landscape Design/Build

Certain materials work better in specific areas in the backyard, such as an inground pool for example. "We offer epoxy flooring, granite coating and a quartz flooring system called Graniflex—they work really well around the pool deck," Anthony King, owner, Keystone Decorative Concrete, says. "Graniflex is durable, crack resistant and has a whole different look. It has a salt-and-pepper look and also comes in a lot of different colors."

"Pavers and travertine are what we commonly use around pool decks because they are designed to stay cool in the sun," Fossett says.

A trend Steve Compton of CKC Landscaping is seeing with his clients is coming back to their homes for a second or third phase to install the exact materials and finishes they want. He says he's already had three projects where he went back to the property much later to complete phase two with the goal of creating the ultimate outdoor living experience.

"One example is we planned a high-end project two years ago. When we were hired, we put down the foundation and footings for future phases. We installed steps and a flagstone patio," Compton says. "Earlier this year we went back and added all of the vertical elements—custom natural stone, pillars, walls, fireplace, custom railings, lighting and landscape. We could have given them all the components in phase one, but would have had to sacrifice material and gone with the lower-cost alternative. This client wanted all high-end finishes and it's a compromise they made to get it done over 24 months. It's marrying budget with aesthetics of materials and the overall plan."

Before any materials are chosen, Compton says there is one thing that is the most important part of these projects, and the majority of homeowners don't think about—stormwater management.

"From the consultation on day one, right off the bat I ask myself these questions on the homeowner's



Photograph courtesy of Turpin Landscape Design/Build

FAMILY OWNED & AMERICAN MADE IN TRENTON FOR 100 YEARS

Worldwide manufacturer of the highest quality sewn and heat-sealed safety and survival products for the aviation, marine, and military markets.

100 SWITLIK

CALL: 609-587-3300 VISIT: switlik.com/about

property," he says. "Where does water come from when it rains? Where are the roof drains? Where is it coming from over the terrain, and how do I manage that so it's not changing the natural course of water flow and also not going to damage or undermine the work we will do?"

Compton says figuring this out before starting a project will stop potential major problems from happening down the road.

"It's very important," he says. "All of a sudden there is moved earth and potentially there is water coming through your backyard that never did before. We figure out how to tighten these problems before the project begins."

Of course, there are many finishing touches to an outdoor living project that truly complete the space. "Pergolas are a great way to throw shade or block the sunlight without being under a roof," Nyce says.

"A popular item to make it an inviting space is a fire pit, which can be made in coordinating colors by paving stone manufacturers," Fiore says.

With endless options to make your outdoor living area a one-of-a-kind space, now is the time to make the rest of your moments in quarantine and beyond with your family more fun and memorable.

"In our current environment, people have been forced to stay home," Nyce says. "We have been promoting outside living spaces for years so this is what people are looking for and designers are providing." H&H

Lower photograph courtesy of Magnolia Home Remodeling Group; Upper photograph courtesy of Keystone Decorative Concrete

RESOURCES

CKC Landscaping
West Chester, Pa.
(610) 436-1810
CKCLandscaping.com

Keystone Decorative Concrete
East Earl, Pa.
(717) 344-5476
KeystoneDecorativeConcrete.com

Magnolia Home Remodeling Group
Serving all of Central and North Jersey
(855) 624-6655
MagnoliaHomeRemodeling.com

Nyce Crete and Landis Block & Concrete
Souderton, Pa.
(215) 723-5506
LandisBC.com

Turpin Landscape Design/Build
Coatesville, Pa.
(610) 389-1119
TurpinLandscapeDesign.com

We Fix Unsafe & Uneven Concrete!





The ONLY company currently offering both foam and mudjacking to repair your uneven concrete!

- We Raise Concrete and Eliminate Ugly Tripping Hazards
- Driveways, Patios, Pool Decks, Sidewalks, and other Concrete Surfaces
- Commercial and Residential Applications
- 1/3 to 1/2 the Cost of Concrete Replacement
- "Green" Alternative to Concrete Replacement
- Call us Today for a *FREE ESTIMATE*

THE MUDJACKING GUY

Servicing:
New Jersey | Eastern PA | Delaware

Visit our website for complete details:
www.themudjackingguy.com

856.767.2269
13VH03146500

SEE WHAT YOU'VE

Been Missing

in the front yard



or out back

OLP
OUTDOORLIGHTING
PERSPECTIVES®

NJHIC #13VH10027900

UNPARALLELED CRAFTMANSHIP, SERVICE AND WARRANTIES
COMPLIMENTARY DESIGN CONSULTATION

centralnj.outdoorlights.com

732-554-0778

centralnj@outdoorlights.com

YOUR SOURCE FOR BACKYARD MAKEOVERS AND MORE

- Pavingstone Systems
- Natural Stone Choices
- Kitchens, Grill Modules, Pizza Ovens & Bars, Fireplaces & Fire Pits for Outdoor Rooms
- Poolside-Compatible Copings & Steps
- Professional Grade Wall Systems & Stairs

RICH COLOR ARMORTEC MADE TO LAST

With ArmorTec®

Without ArmorTec®

Both Cambridge pavingstones shown above were installed in residential driveways in 2006 (Photos taken in January 2010).

www.CambridgePavers.com

INSPIRING DISPLAYS! FREE 100+ PG. OUTDOOR LIFESTYLING™ GUIDE!

www.CambridgePavers.com

"They'll Look Like New Forever."
Cambridge pavingstones with ARMORTEC.

Nyce Crete and Landis BLOCK and CONCRETE

711 Countyline Road at Chestnut Street
Souderton, PA 18964

215-723-5506 • www.landisbc.com

Store Hours: Monday-Friday 7am-4pm, Saturday 7am-12pm • email: info@landisbc.com

Visit our showroom. We are a Full Service Hardscape Supplier

Look For Us On

STOP IN FOR YOUR FREE 108 PAGE CAMBRIDGE OUTDOOR LIVING ROOM GUIDE

House & Home Magazine
700 E. Main St. 2nd Floor
Norristown, PA 19401

PRSRT STD
U.S. POSTAGE
PAID
DEL VAL MEDIA,
LLC.